

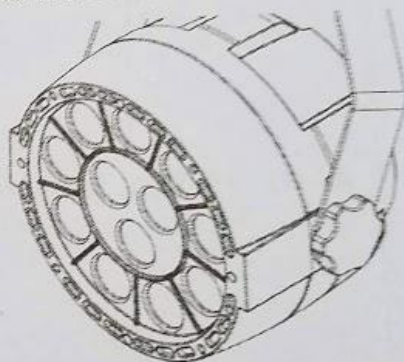
12 LEDs Par Light

User Manual

Thank you for choosing the mini 12 LEDs par light, which features jump, gradual, sound activate strobe and scrolling lighting effect. Whenever you go dancing or to a show, it can fuel your passion and create the best visual atmosphere. Professional used in Disco, Clubs, KTV, Pub, Bar, Banquet, weddings, etc. The manual describes how to use it and the safety issues. Please read it carefully and keep it as your reference.

A. Specifications:

- Power Voltage: AC100V-240V / 50-60 Hz
- Power Consumption: 15W
- LED: 12 pcs * 1W LED (Red*3, Green*3, Blue*3, White*3)
- Mode: Auto / Voice-activated / DMX / Master-slave
- Channel: 8CH
- Beam Angle: Approx. 25°
- Dimming: 0% - 100%
- LED Life: 10000 Hours
- Connector: 3 Pin XLR
- Waterproof: IP20
- Working Temperature: -20°C - 40°C
- Shell Material: ABS Plastic
- Size: 14*14*14cm / 5.5*5.5*5.5 inch
- Gross Weight: 595g




B. Package Includes

1 x Par Light

1 x Bracket

1 x User Manual

C. Operation



A B C D

Function of LED Display

Menu	Numerical	Function	Description
D001	d001 - d512	DMX	N/A
IP.01	IP.01-IP.64	Master-Slave	Up to 64pcs Slave Lights
A1.01	A1.01-A1.18	Static Color Selection	Color Details: DMX CH2 Value 0-209
A2.01	A2.01- A2.32	Jump Change	Adjust Speed 01-32
A3.01	A3.01- A3.19	Gradual Change	Choose 01-19 to select color, then press "enter" button to select change speed from 01-32
A4.01	A4.01- A4.19	Sound Activate	Choose 01-19 to select color, then press "enter" button to select sound sensitivity from 01-04
A5.01	A5.01- A5.19	Strobe	Choose 01-19 to select color, then press "enter" button to select strobe speed from 01-32
A6.01	/	Auto	Speed From Slow to Fast and RGBW Strobe

A: Menu - Mode Selection

B: Up - Value Added

C: Down - Value Subtracted

D: Enter - Confirmation

A7.01	A7.01- A7.19	Scrolling Lighting Effect	Choose 01-19 to select color, then press "enter" button to select scrolling speed from 01-32
r000	r000-r255	Red Color Dimmer	From Dark to Bright
G000	G000-G255	Green Color Dimmer	From Dark to Bright
b000	b000-b255	Blue Color Dimmer	From Dark to Bright
u000	u000-u255	White Color Dimmer	From Dark to Bright

* 01-19 Color Selection Details: DMX Mode – CH2

* Single color brightness adjustment can be only achieved when the value of other three colors is 000, otherwise individual color brightness cannot be adjusted

* Master-slave Mode:

Step 1: Connect lights with 3 Pin XLR cable

Step 2: Choose one as master light, set function mode

Step 3: Others will be slave light; set the first slave lights is IP.01, the second slave light is IP.02, the third slave light is IP.03.....up to IP.64

DMX Control

8 Channels


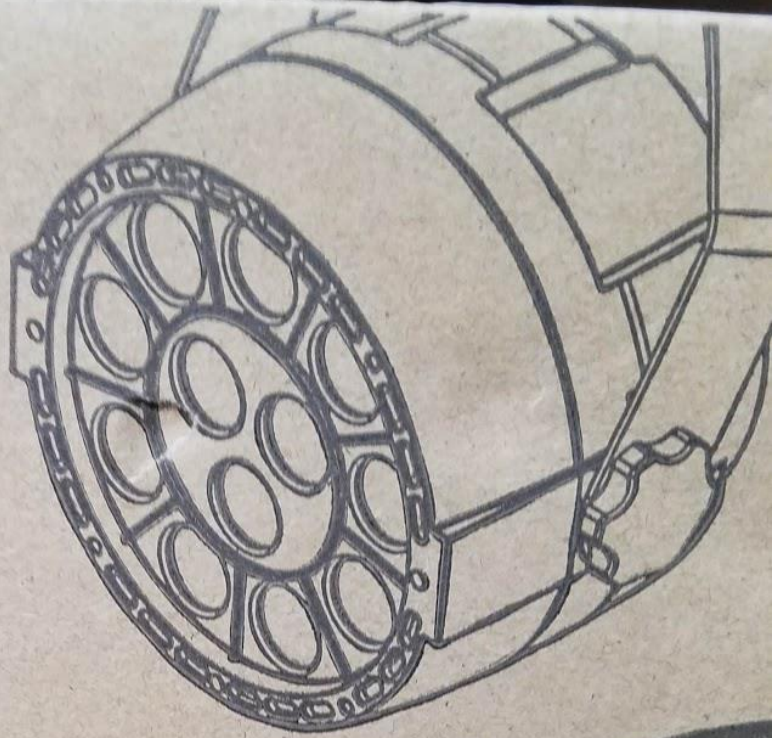
Channel	Value	Functional Description
CH1	0-10	OFF
	11-50	Static Color (Combine CH2-Color Selection)
	51-100	Jump (Combine CH3-Speed)
	101-150	Gradual (Combine CH2-Color Selection; CH3-Speed)
	151-200	Sound Activate (Combine CH2-Color Selection)
	200-255	Strobe (Combine CH2-Color Selection; CH3-Speed)
CH2 (Keep Value of CH1 Is	0-39	All Color
	40-49	Red
	50-59	Green
	60-69	Blue

NOT 0-10)	70-79	Yellow
	80-89	Cyan
	90-99	Purple
	100-109	White
	110-119	Red + Green
	120-129	Red + Blue
	130-139	Red + White
	140-149	Green + Blue
	150-159	Green + White
	160-169	Blue + White
	170-179	Red + Green + White
	180-189	Red + Blue + White
	190-199	Green + Blue + White
	200-209	Red + Green + Blue
	210-255	Red + Green + Blue + White
CH3	0-255	Speed Adjustable (Control CH1)- From Slow to Fast
CH4	0-255	Master Dimming (CH5-CH8)
CH5	0-255	Red Light - From Dark to Bright
CH6	0-255	Green Light - From Dark to Bright
CH7	0-255	Blue Light - From Dark to Bright
CH8	0-255	White Light - From Dark to Bright

D. Note

1. Do not touch the light by hand because of high temperature after long time working
2. Never install the light on the surface of flammable objects
3. Please do not look at the light directly, in case it might damage your eyes
4. Indoor use only, do not use it frequently under the humid environment
5. Keep away from flammable objects at least 5m

PAR12 LED





L 0 5 8 1 U S

Importer name: FISHING KING, SLU

Importer address: PIEDRABUENA, 4, 4B,
MADRID, MADRID, 28026 Spain

Manufacturer name: Shenzhen TOMTOP
Technology Co., Ltd.

Manufacturer address: G-4 Zone 5/F, No.1
Exchange Square, Huanan City, Pinghu
Town, Longgang District, Shenzhen,
Guangdong, China

LIXADA

Features

- Light Source: High-power, long live, high light efficiency and low power consumption
- Drive circuit: constant current with high precision
- Beam angle: 10°, 25° and 30° optional
- User interface: nixie tube display, four buttons, enter idle mode automatically
- Built-in program: A1(color choose), A2(color jump), A3 (color fade), A4(sound mode), A5 (strobe), A6 (demo), A7 (horse race lamp)
- DMX channel: 3, 4, 7 or 8 channels
- Intelligent DMX address configuration
- Intelligent light temperature control



Applications

- Family entertainment, car exhibition, car entertainment, KTV, square

LED PAR SHOWS SYSTEM

Specifications

- Working voltage: AC90V~240V, 50/60Hz
- Working temperature: -10°C~40°C
- Material: High quality ABS (black, white and blue optional)





